


New Students will now be registered Online!

To prepare for this process please have the following documents scanned or photographed so that they may be attached.

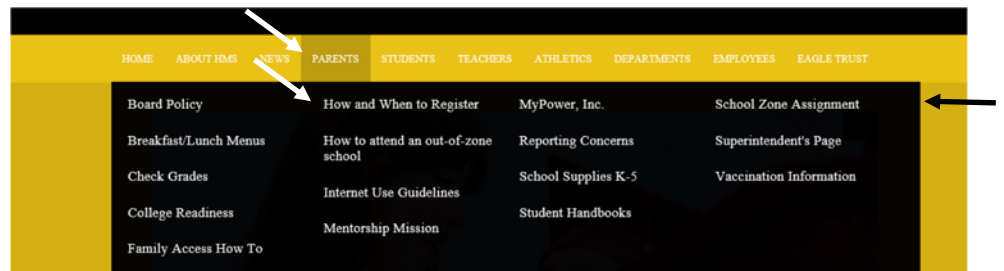
***Birth Certificate *Shot Record *2 Proofs Address (most recent utility bills)**

To begin you will need to visit
www.hobbsschools.net



Step 1

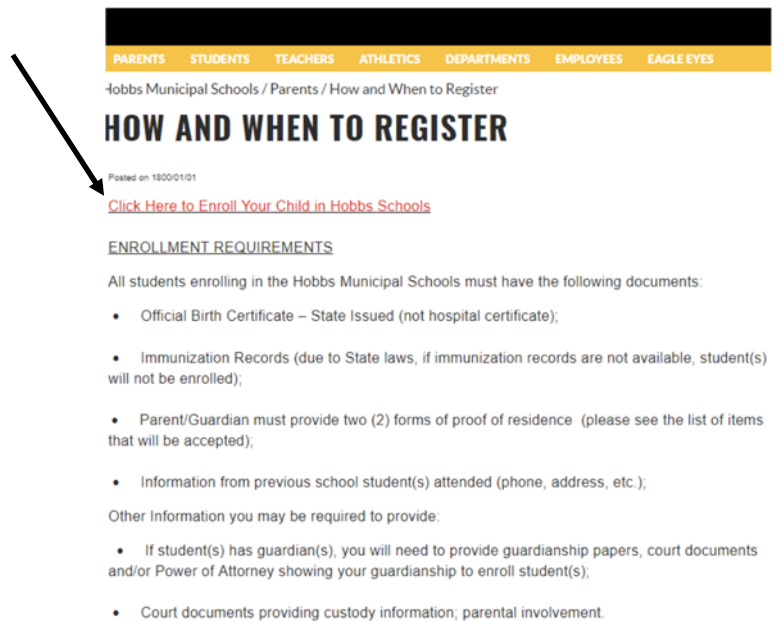
Go to Parents and click on
How and when to register



Step 2

Once at how and when to register, click on
enroll your child. You will create a username
and password here. Please look over the
enrollment requirements before you begin.

Failure to attach required documents will
prevent your child from being enrolled in a
timely manner.



The school will be notified electronically that you have enrolled online. Your application will be timed and dated. The school will then call you at the number you provide to either inform you that the student has been fully enrolled or call you to let you know that you are still missing attached documents or information. Missing information will cause your application to be delayed. Only students with all documents attached will be fully enrolled. If you are unsure of your child's home school, please use the School Zone Assignment link on the parents tab of the HMS website. (see above)